

“

”

“

”

6	6
16	6
26	6
3	?.....7	7
47	7
58	8
68	8
79	9
810	10
9		
11	11
1012	12
13	13
13	13
113	13
214	14
315	15
416	16
517	17
618	18
720	20
822	22
923	23
1023	23
1124	24
26	26
126	26
227	27
328	28
429	29


5	30
6	

3	<	>66
4		66
5	<	69
	>	70
1		70
2		72
3		73
4		74
5		74
6		75
7		79
8		83
9		86
		87
		87
1		87
2		88
3		88
		94
1		94
2		94
3		95
4			100

1



2



3

?



4



5



6







“ ”

1

2016 8 27


002440

50

1,735,446

2,819.7

2016 10 20



Bibliotheca Group GmbH 100%

			250,000		542		2013
7	20	2015	7	20		5%	
2017	1						
542			1,627				
			20				5

3

2017 6 1

002681

2017 6 2

2018	3	6			
2018	4	16	9	33	
					8,300
128,486.00		2019	4	29	8,300
9,592.49					
2019	9				

						2013	11
	27	12	13				
				16.41		12.6	
2014	3	17	6	16			
							486.7
	2015	1	19	5	21		
				10.6		44.69	
	2016	7					
44.69							
254			2				

6

2014	2	13					
			000004				
2014	9	15				2014	
					A		
2014	9	18					

2014	9	25					
			B	2014	9	27	
	-	-	1				
1				-	1		
			1			-	2
						2	
	C		9	28	22:35		
2014	10	9					
			C				
			-	-	6		
		6			1		
			6	9	29		
1,600,000			30,478,150.23	10	9		1
			40,000		766,992.57		1
	2		420,000		7,989,512.26		

				6
3,289,468.29		1	45	405.52
1	2			3,334,873.81
2017	10			3,334,873.81
				3,334,873.81
	10			

7

				11
2,000				
2007	4	5		
				000685
2007	6			
	6			

6

200

236.5

350

677.02

2007 6 29 7 3

89.68

669

2007

9

18

10

15

1,983

2011 10

1

2

3

4

8

248,940.45

11,549.07

34,647.21

9

,

		5452366		7452360		
	2007606					
		2014	5	12	10	8
1,264						
2016	3					
						200
		2,007,606				
2016	8					12,640,120.03
	12,640,120.03					

11

2017	10	17
------	----	----

603160

11 22

11 22

2017 9 13 2017 11 22

9 1 9 15 16 17 4

11 6 8 12 16 17 5 11 18

1


2017 9 22 11 16 451,746

46,967,480.63 396.24

2019 12

55

1



2

					5				
2006									
	000783								
2006	3				(S*ST)			
			4						
								2006	9
						11	24		
							12	9	
						11	28	12	5
			3						
		156				702.05			
2019	12								
			702.05					702.05	

3

2016 1 12

002596

2016 1

8

2016 2

9 12

2016

2016 2 8

3

2016 2 16

157,200

4,295,576

4 13

163,924

2016 3 7 3 11

175,000

4,059,624

2016 5 13

5,305,304

1,237,565.22

2017 12

60

1,237,565.22

3,712,695.66

4

2014 3

601515

2014 8 9

EPRINT

EPRINT

16.5%

EPRINT

2014 8 11 EPRINT

8 12

EPRINT

16.5%

2014 7 8

17

2014 8 10

9:52

01884

EPRINT

2014	8	11		
			728,803	7,710,337.8
				786,020.57
2018	7			60
				786,020.57
786,020.57				

5

2016	10	10		
			002490	
				2.19
2017	3	31		
10	17			

						10	27
			834				600
1,200	2017	1	25				
		2017	2	3		2016	
			2014	9	26	2017	1 13
		1,390	3,000				1.74% 3.76%
			2016	11	23		750
			0.94%				
	2017	9		:			
		1					
30							16,259,280
		48,777,840					
		2					14,343,540
43,030,620							

6

2014 5 30

000513 6 10

2014 6 6 10

15

6 9

6 12

2015 7 10

20

7

2017 6 26 8 29

603303

2017 8 18

11

3,700

108,222.62

2017 8 29

8 30

1.82

8

31

12.82

()

2019 11

1.82

10

5

8

2018	2	11						
				002480				
						2018	4	
8			2018	4	9			
				16%				
2018	2	11	2	13				
						2018	2	13
						500		486
	2018	2	13	14			2018	2
13		35,600	2	14	695,700			485.5663
	2018	5	3	730,000	12	25	1,300	
								336,936.65
2020	1							336,936.65
								673,873.30

2018 2 3

600857

AMC

AMC

2018 3 15 AMC

AMC40%

2018 3

AMC

284,500

3,323,054

2019 1 11

74,500

683,213

130,206.22

2019 9
30

10

2015 12 16

A

2017 6 14

6 15

2016 3 1

2016 3 1 3

12 10 2016 3 14 3 18

49

2016 6 5

2

1

2019 4

2,522,975.04

11

2018 5 10

000998

2013 12

748.42

748.42

50

50

1

2017

2018

ST

002102

4

2018 5 11


90%

2018 5 31 13:01

1

1				
2018	5	31		839,284
)			3,399,100.2	2018 6
1				1
			2018 8 30	3.62
				360,892.12
				2018 9 3
				2.93
				939,998.08
2019	12			
				60

2



2018 4 5 ()

2018 5 23 , 10.45 /
20,000 209,000 -97,783.03

2019 5 150,000

4

4


2009 7 21 22

000813

7 21 22

112

7 22



1

2014	()				
	000592				
3,239.36	500				
				2016	9 1
2016	4				4
					2,000

3

2017 9

Sociedad Química y Minera de Chile S.A. SQM

Potash Corporation of Saskatchewan Inc. Potash Corporation of

Saskatchewan Inc. AgriumInc. NutrienLtd. Potash

Corporation of Saskatchewan Inc. NutrienLtd.

SQM

SQM

2017 9 20

	2018	3	22	3	26		
			2018	3	23	5	18
4	1,900					100,540	300
	15,690						
	2019	12					83,626.17
		83,626.17				30,000	

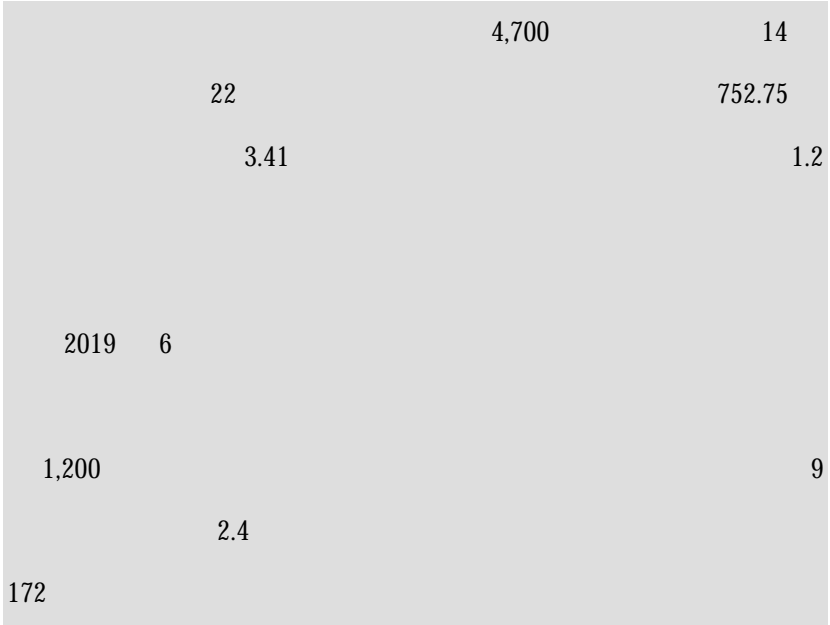
4

7							
	2013	11	7				
				002074			
							2013 11
						1,022	
	6,919			1.03			


				9
			1,250,160.29	
2019	11			60

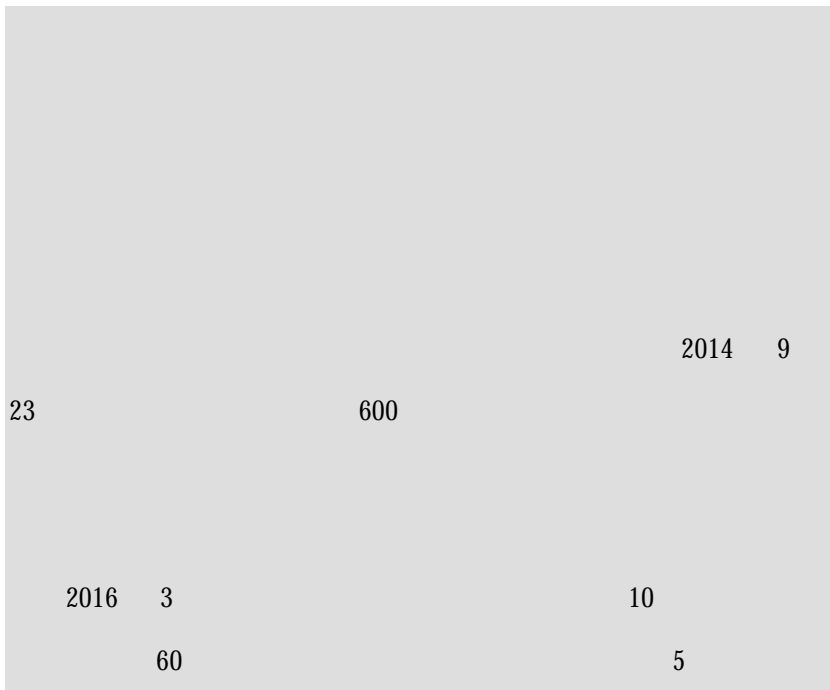
7

					9
2.5					
2017	5				
601919			()		
			00316.HK		
			14.46	7	27
			90		13
2017	5	12	6	10	
32					139
		171			



8





1

2019 12 28

2

2015 04 24

3

2009 02 28

q

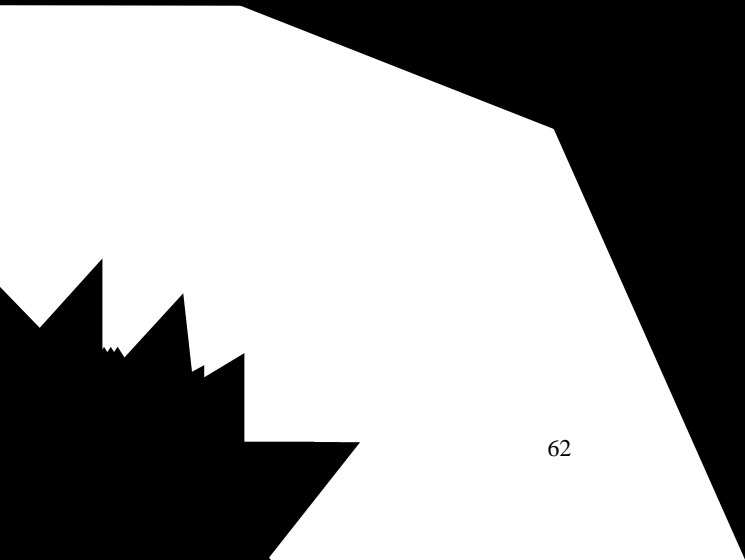
4

2017 03 01
676

1

2010 05 07

2010 23



“

”

“

”

“

”

“

”

“

”

“

”

“

”

“

”

“

”

3

<

>

2019 10 14

2019 19

“

”

4

2010 11 16

2010 55

66

69

66

69

5

<

1

2007 01 30
40

2

22020 3 20

166

3

2020 3 20

166

4

2018 08 15
148

6

2011 10 25

2011 30

7

2016 09 09

2016 16

8

2011 10 28

2011 158

1

2019 04

2

2019 04 30

2019 53

3

2020 2 28

2020 10

“

”

1

2019 04 30
2019 245

2

2019 04 30
2019 245

3

2020 02 28

2020 125

4

2015 02 11

2015 65